



Enhancement Kit



 Bluetooth 5.4

Monitor Wirelessly, **Work Confidentially**[™]

Box Contents



Relay
Transmitter



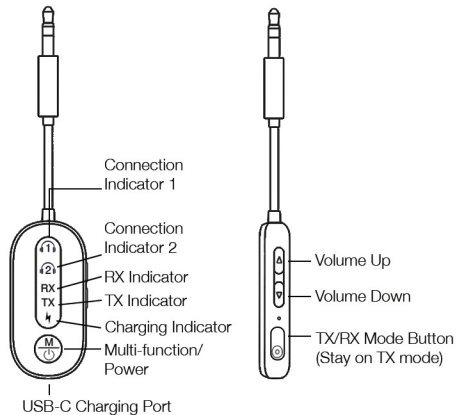
HS-501
Headset



Charging
Cable

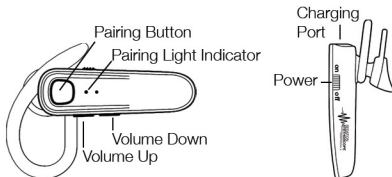
Product Overview

Relay Transmitter





HS-501 Headset

(Must use transmitter – will not pair directly with amplifier)



Pairing Operation

1. Plug the adapter into the headset port of the amplifier and press and hold the  Multi-function button to turn it on.
2. Slide the mode switch to TX. The red light will stay on, and both the 1st and 2nd lights will flash.
3. Turn on your HS-501 headset and press the pairing button to put it into pairing mode. Pairing light indicator will blink red and blue when in pairing mode.
4. Once connected to the headset, the 1st light will stay on and the 2nd will stop flashing.
5. To pair a second device, turn the device on and put it into pairing mode, then double-click the  Multi-function button. The 2nd light will flash and stay on once connected.

